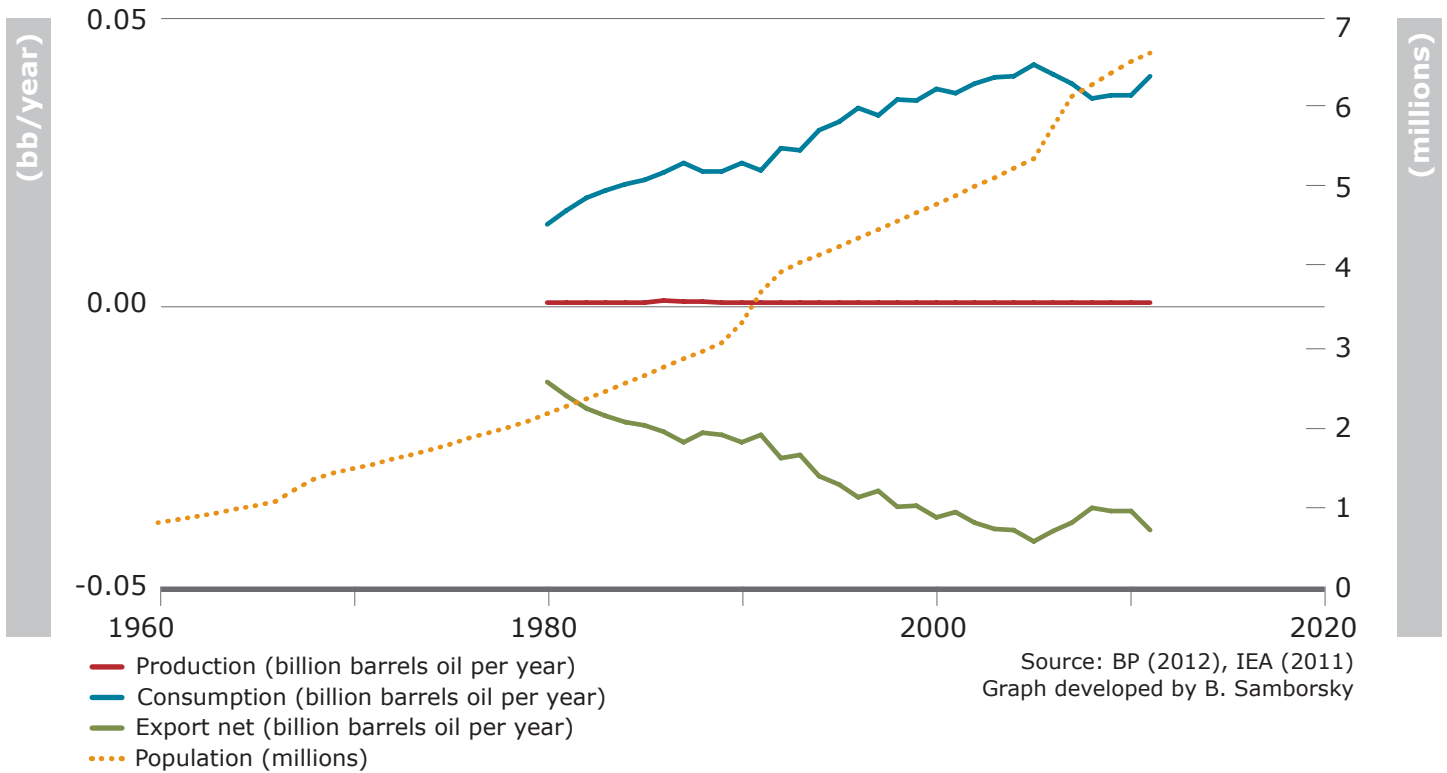


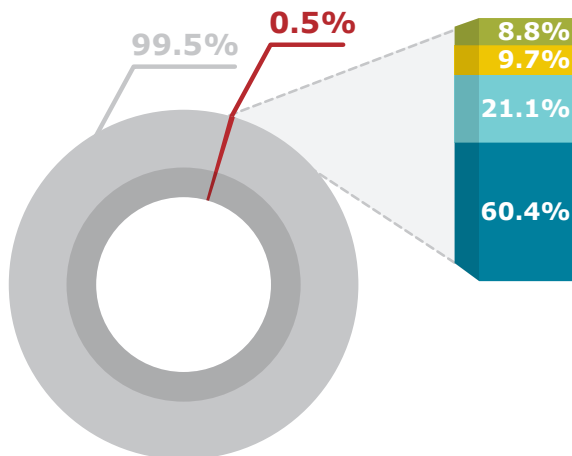


Renewable Energy Country Profile

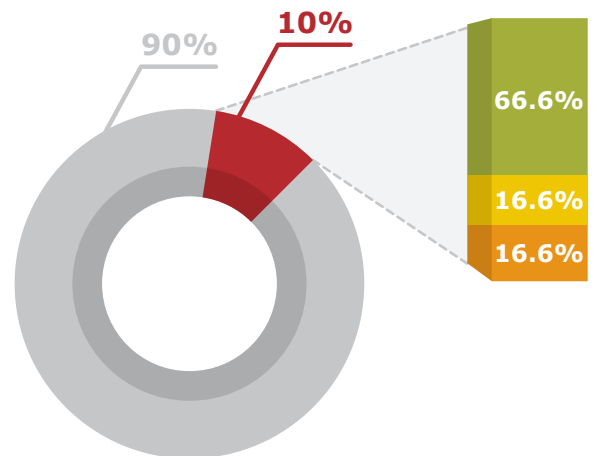
Energy Supply and Demand – Current Trends



Current Installed Capacity



RE Targets - Year 2020



Legend: Fossil fuel (Grey), RE (Red), Wind (Green), PV (Yellow), Biomass (Light Blue), CSP (Orange), Hydro (Dark Blue)

	Wind	PV	Biomass	Hydro	Total RE	Total all Energy	Wind	PV	CSP	Total	Target Date
MW	1.445	1.6	3.5	10	16.545	3100	1200	300	300	1800	2020

Finance and Investment

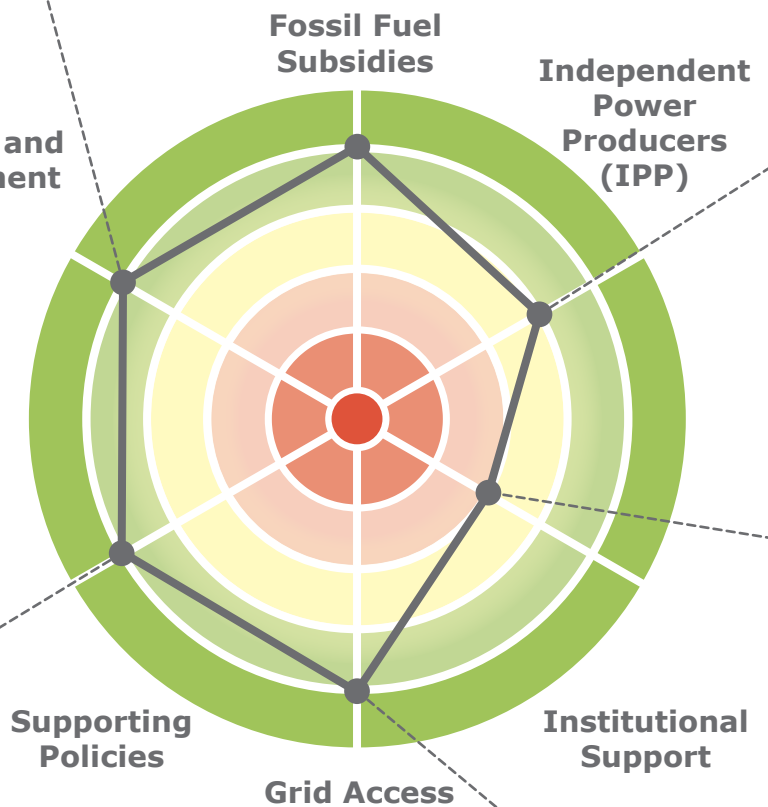
- Ministry of Energy and Mineral Resources established the Jordanian Renewable Energy and Energy Efficiency Fund (JREEEF). Sources of financing JREEEF come from annual budget allocations and foreign donations.
- Jordan provides financial guarantee to ensure payment under PPA with the National Electric Power Company (NEPCO) for all RE projects.
- Law No 10 (2013) provides full exemptions from customs duty and sales tax to RE and EE systems and equipment.

Supporting Policies

- Public competitive bidding and direct proposal submissions exists for the development of large-scale private RE projects. Ministry of Energy and Mineral Resources signed a Memorandum of Understanding with 30 developers for a total capacity of 860 MW through direct proposal submission.
- Law No 13 (2012) on RE and EE ensures the purchase of energy from renewable sources.
- Ceiling tariffs for RE is published by the Electricity Regulatory Commission pursuant to law No 13 (2012) on RE and EE, Article 2.
- Net-metering policy for small-scale RE projects exists.

Ceiling Tariffs for RE

Wind	PV	CSP	Biomass	Biogas
12 US cents/ KWh	17 US cents/ KWh	19 US cents/ KWh	12.7 US cents/ KWh	8.5 US cents/ KWh

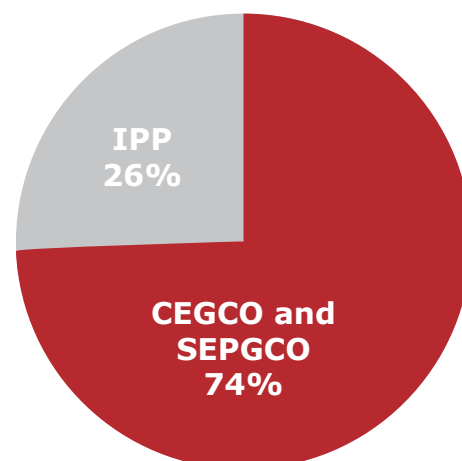


Grid Access

- Priority access to RE is granted by executive law No 13 (2012) on RE and EE, Article 8 C.
- Grid code for wind power is developed.
- No detailed grid map for designated renewable energy sites.
- Pursuant to law No 13 (2012) on RE and EE, NEPCO and DISCOs are responsible for interconnecting and assuming costs of the interconnection line between the project and the nearest substation.

Independent Power Producers (IPP)

- Private generation of electricity has been authorized by law No 64 (2002). Today, total generation capacity of conventional electricity by IPPs constitutes 740 MW.
- No IPPs producing RE exist yet. The first RE private projects are currently under bidding processes.
- Legal framework of Jordan allows private self-generation of RE (auto-producers). Excess electricity is purchased at the following tariffs: 120 J.Fils/kWh (17 US¢/kWh) for Solar Energy, 95 J.Fils/kWh (13.4 US¢/kWh) for Hybrid RE and 85 J.Fils/kWh (12 US¢/kWh) for other sources of RE.
- User is awarded an incentive of 15% on these tariff prices for installed RE systems of Jordanian origin.
- No RE auto-producers in practice.



Institutional Support

- Activities related to promoting RE fall under the auspices of the Ministry of Energy and Mineral Resources and Electricity Regulatory Commission.
- National Center for Research and Development is responsible for researching and investigating the potentials of RE in Jordan.
- Jordan published a wind map in 2007. Based on this map the following areas have been identified for potential wind projects: Tafila, Showbak, Ma'an and Wadi Araba in the South, Hofa and Ibrahimiya in the North, and Rweished in the East.
- Jordan has not identified and allocated land yet for large-scale wind projects for private development.
- Jordan published a solar map in 2007. Based on this map areas in the South and East of Jordan have been identified for potential solar projects.
- Jordan has not identified and allocated land yet for large-scale solar projects for private development.

Grid Interconnections

Country	Length (km)	Voltage (KV)	Capacity (MW)	Status
Egypt	13	400	550	In operation
Syria	60	400	1000	In operation
Palestine		33	20	In operation

Projects

Wind	CSP	PV
In Operation		
<p>Project: Two wind farms at Hofa and Al-Ibrahmiah Total capacity: 1.445 MW Developer: Public In operation since: 1997</p>		<p>Project: Decentralized PV units in rural areas Total capacity: 1000 kWp Developer: Public</p> <p>Project: PV project in El-Hassan Science City Capacity: 280 kWp Developer: Public In operation since: November 2011</p> <p>Project: Solar Power Plant in Petra Capacity: 100 kWp Developer: Private (financed through Japanese Mitsubishi Corporation) In operation since: 2012</p>
Under Construction		
In Pipeline		
<p>Project: Fujeij Total capacity: 90 MW Developer: Private</p> <p>Project: Wind projects through direct proposal submissions Total Capacity: 395 MW Developer: Private (BOO)</p> <p>Project: Ma'an Capacity: 65-75 MW Developer: Public (MEMR)</p>	<p>Project: CSP in Al-Queira Capacity: 100 MW Developer: Private (BOO basis)</p> <p>Project: CSP projects through direct proposal submission Total Capacity: 225 MW Developer: Private (BOO)</p> <p>Project: CSP and Wind in the South of Jordan (hybrid system) Total capacity: 1 MW (CSP) and 2 MW (wind) Developer: Public (financed through grant from EU)</p>	<p>Project: PV project in Azraq Capacity: 2 MW Developer: Public (Governments of Jordan & Spain)</p> <p>Project: PV plant in Azraq Capacity: 2.3 MW Developer: Public (financed through soft loan from the Spanish Government)</p> <p>Project: PV plant at Qweira Capacity: 65-75 MW Developer: Public (MEMR)</p> <p>Project: Various PV projects through direct proposal submission Total Capacity: 225 MW Developer: Private (BOO)</p> <p>Project: Concentrated PV through direct proposal submission Total Capacity: 20 MW Developer: Private (BOO)</p>
Projects Percentage of Total Capacity		
0.3%	99.7%	0.5%
	100%	99.5%

■ In Operation
 ■ Under Construction
 ■ In Pipeline

Featured Partner



Contributors

Yacoub Elias Marar, Head of Solar Energy Section
Ministry of Energy and Mineral Resources